

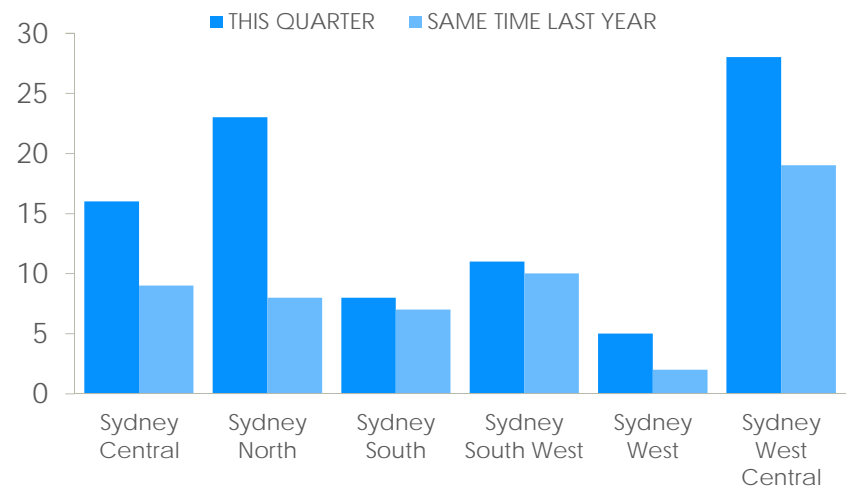
DAs determined this quarter: 91



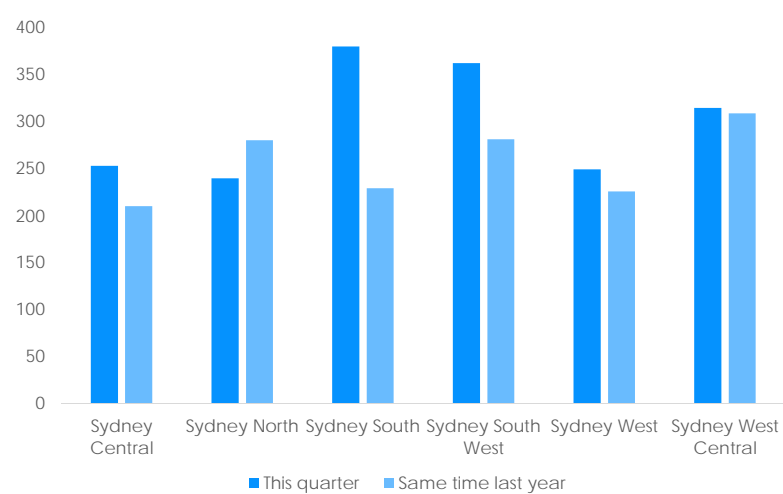
SAME TIME LAST YEAR: 55

Determinations this quarter vs the same time last year*

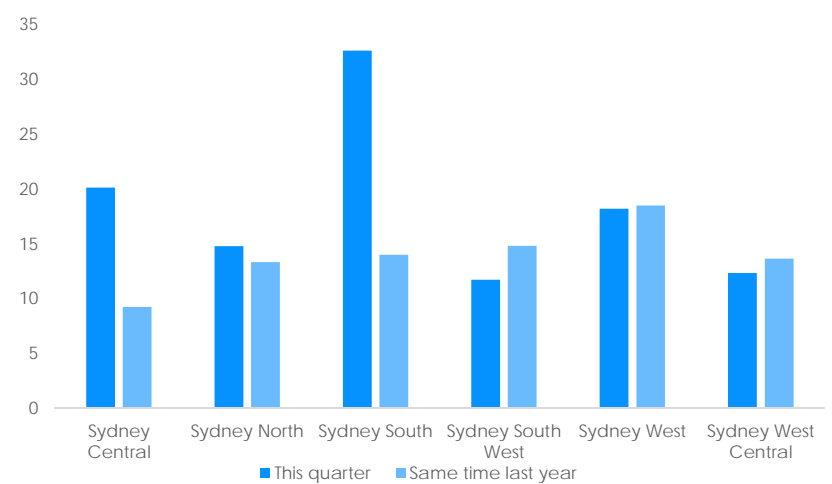
PANEL	THIS QUARTER	SAME TIME LAST YEAR
Sydney Central	16	9
Sydney North	23	8
Sydney South	8	7
Sydney South West	11	10
Sydney West	5	2
Sydney West Central	28	19



Time taken by Councils to assess DAs determined this quarter*~



Time taken by Panels to determine DAs this quarter*~



Five fastest councils^

(based on average gross assessment times from lodgement to reporting to Panel)

- Northern Beaches Council 146
- Sutherland Shire Council 176
- Georges River Council 188
- City of Canada Bay Council 192
- Randwick City Council 195

Five slowest councils^

- Blacktown City Council 451
- Cumberland Council 445
- Liverpool City Council 398
- Waverley Council 375
- Fairfield City Council 351

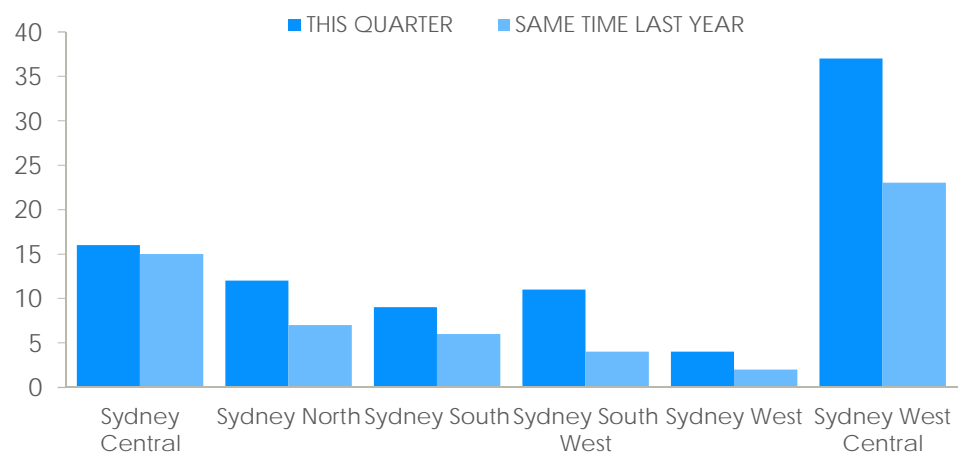
DAs registered this quarter: 89



SAME TIME LAST YEAR: 57

DAs registered this quarter vs this time last year *

PANEL	THIS QUARTER	SAME TIME LAST YEAR
Sydney Central	16	15
Sydney North	12	7
Sydney South	9	6
Sydney South West	11	4
Sydney West	4	2
Sydney West Central	37	23



* As the Sydney Planning Panels did not commence until 21 November 2016, indicative figures for this time last year have been compiled based on LGA boundaries at the time

~ Based on gross assessment time from DA lodgement to time the assessment report is sent to the Panel, and the time from receipt of report to Panel making a decision

^ Average number of days taken by council to assess DAs determined by Panels in this quarter, based on gross assessment time - please see supporting figures on last three pages

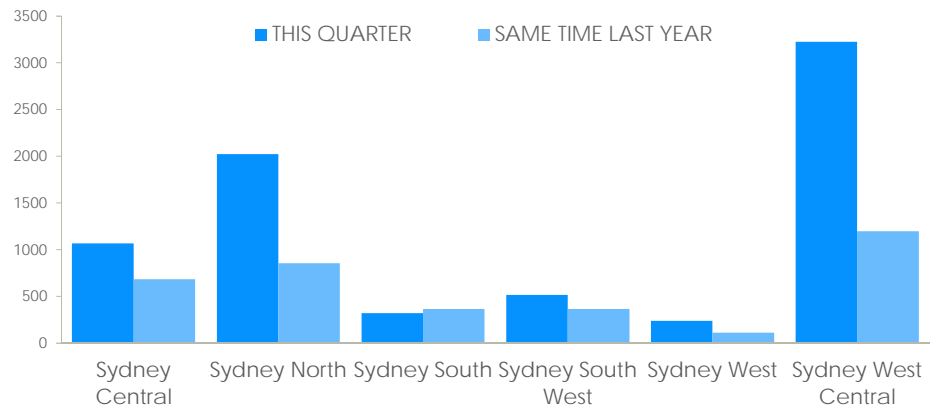
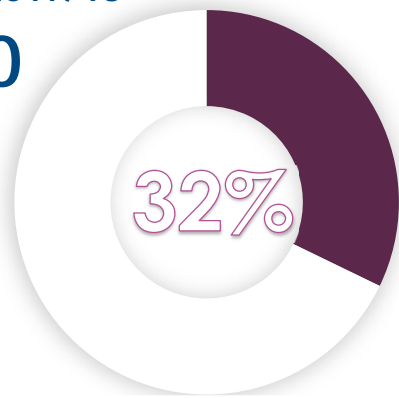
Dwellings approved this quarter: 7402

SAME TIME LAST YEAR: 3589



Forecast for 2017/18

23,000



SUMMARY:

TOTAL YTD
7,402

MONTHLY AVERAGE
2,467

FORECAST TO YEAR END
23,000

Dwellings approved this month vs this time last year*

PANEL	THIS QUARTER	SAME TIME LAST YEAR
Sydney Central	1068	685
Sydney North	2025	856
Sydney South	324	367
Sydney South West	517	367
Sydney West	240	115
Sydney West Central	3228	1199

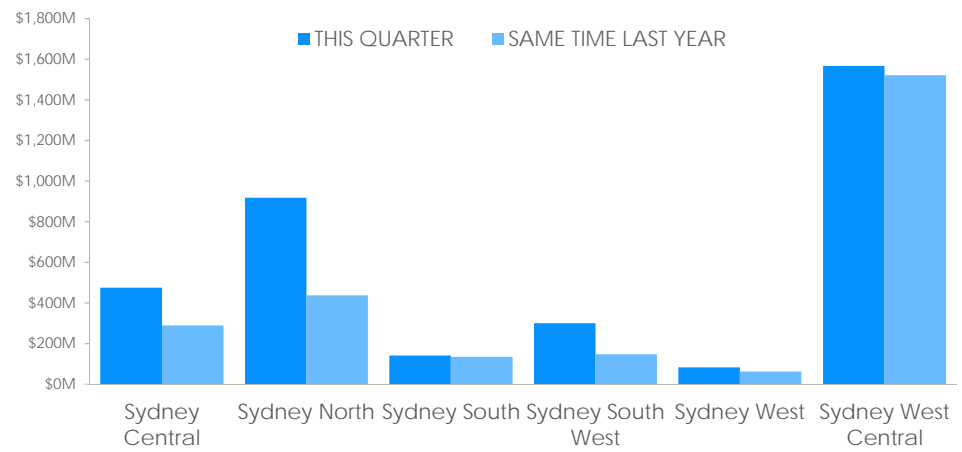
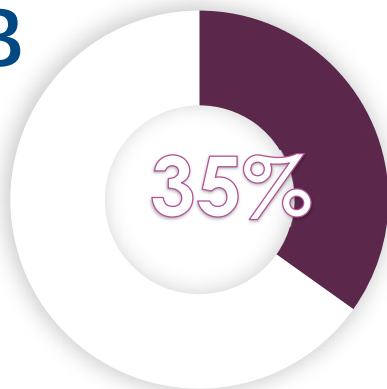
CIV of approvals this quarter: \$3.48B

SAME TIME LAST YEAR: \$2.59B



Forecast for 2017/18

\$10B



SUMMARY:

TOTAL YTD
\$3.48B

MONTHLY AVERAGE
\$1.16B

FORECAST TO YEAR END
\$10B

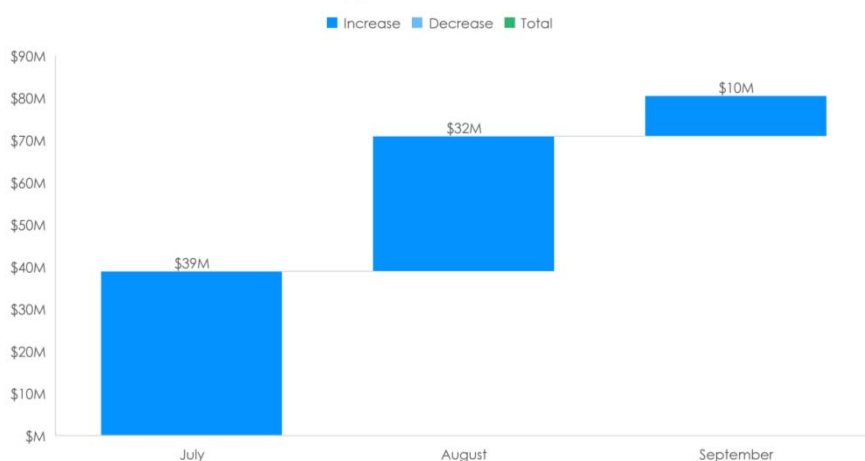
CIV of approvals this month vs this time last year*

PANEL	THIS QUARTER	SAME TIME LAST YEAR
Sydney Central	\$475M	\$289M
Sydney North	\$918M	\$437M
Sydney South	\$141M	\$135M
Sydney South West	\$300M	\$148M
Sydney West	\$83M	\$62M
Sydney West Central	\$1,567M	\$1,522M

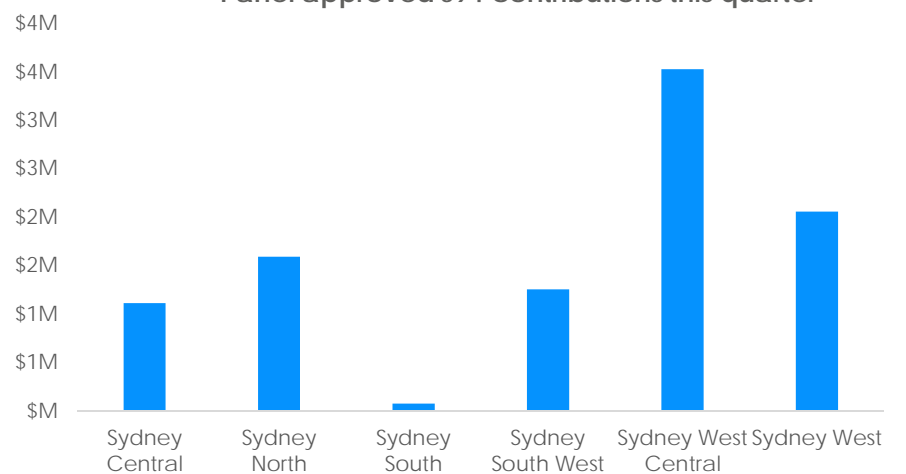
s94 Contributions



Cummulative Panel approved contributions for 2017/2018



Panel approved s94 contributions this quarter



* As the Sydney Planning Panels did not commence until 21 November 2016, indicative figures for this time last year have been compiled based on LGA boundaries at the time

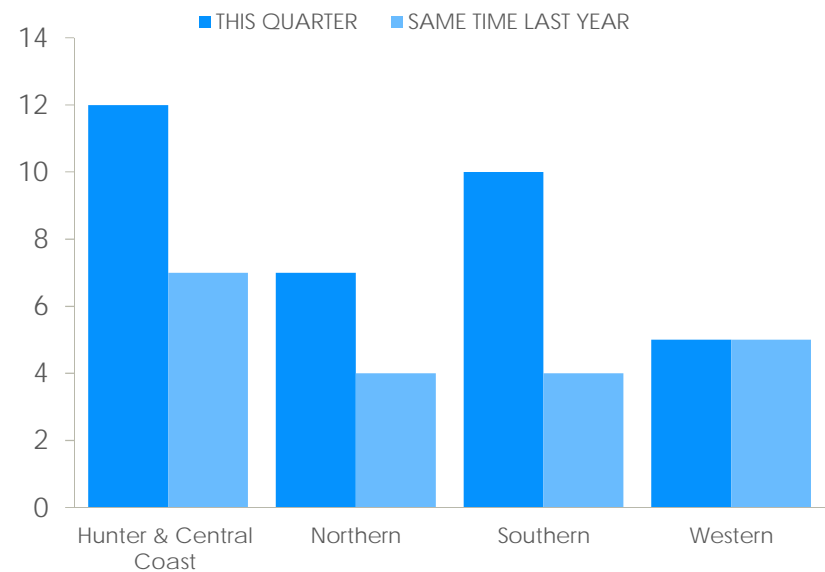
DAs determined this quarter: 34



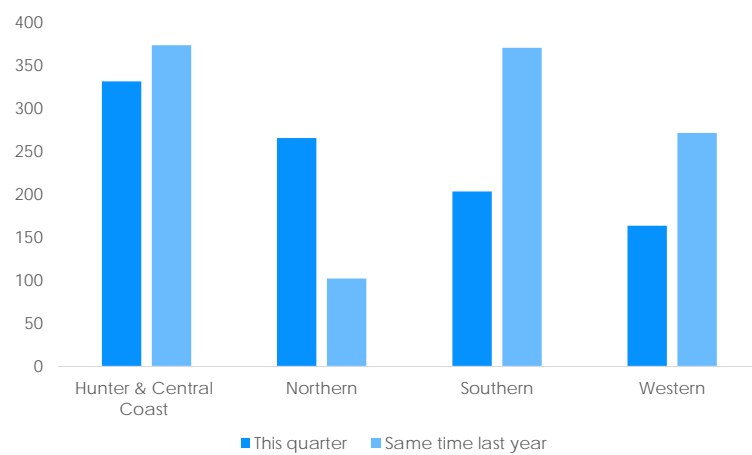
SAME TIME LAST YEAR: 20

Determinations this quarter vs the same time last year

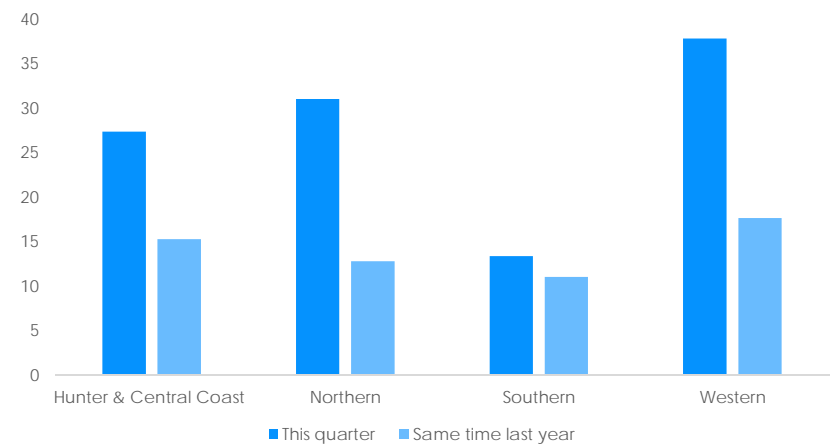
PANEL	THIS QUARTER	SAME TIME LAST YEAR
Hunter & Central Coast	12	7
Northern	7	4
Southern	10	4
Western	5	5



Time taken by Councils to assess DAs determined this quarter-



Time taken by Panels to determine DAs this quarter-



Five fastest councils^

(based on average gross assessment times from lodgement to reporting to Panel)

- Cabonne Shire Council 56
- Broken Hill City Council 75
- Ballina Shire Council 98
- Tweed Shire Council 100
- Mid-Coast Council 114

Five slowest councils^

- Coffs Harbour City Council 404
- Central Coast Council 400
- Richmond Valley Council 313
- Wingecarribee Shire Council 278
- Newcastle City Council 266

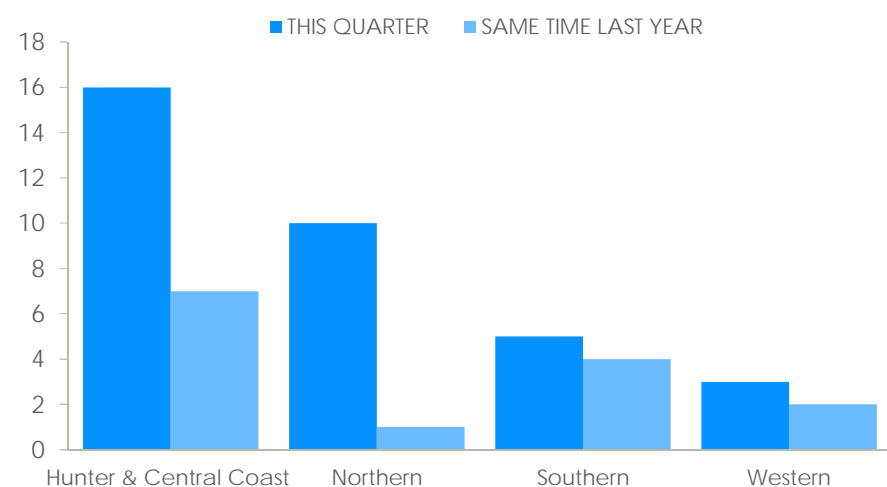
DAs registered this quarter: 34



SAME TIME LAST YEAR: 14

DAs registered this quarter vs the same time last year

PANEL	THIS QUARTER	SAME TIME LAST YEAR
Hunter & Central Coast	16	7
Northern	10	1
Southern	5	4
Western	3	2



- Based on gross assessment time from DA lodgement to time the assessment report is sent to the Panel, and the time from receipt of report to Panel making a decision

^Average number of days taken by council to assess DAs determined by Panels in this quarter, based on gross assessment time - please see supporting figures on last three pages

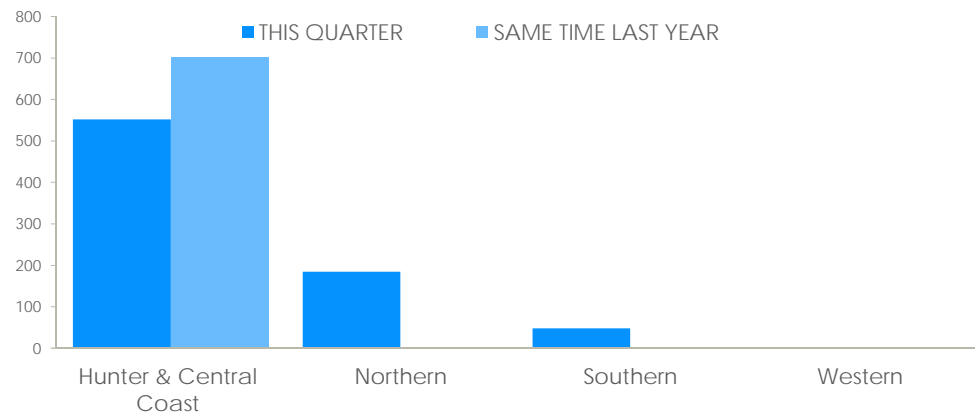
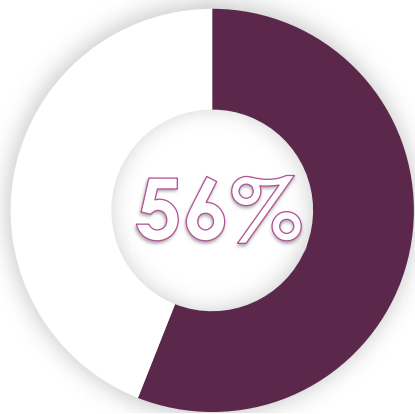


Dwellings approved this quarter: **784**

SAME TIME LAST YEAR: 701

Forecast for 2017/18

1400



SUMMARY:

TOTAL YTD	784
MONTHLY AVERAGE	261
FORECAST TO YEAR END	1,400

Dwellings approved this month vs this time last year

PANEL	THIS QUARTER	SAME TIME LAST YEAR
Hunter & Central Coast	552	701
Northern	184	0
Southern	48	0
Western	0	0

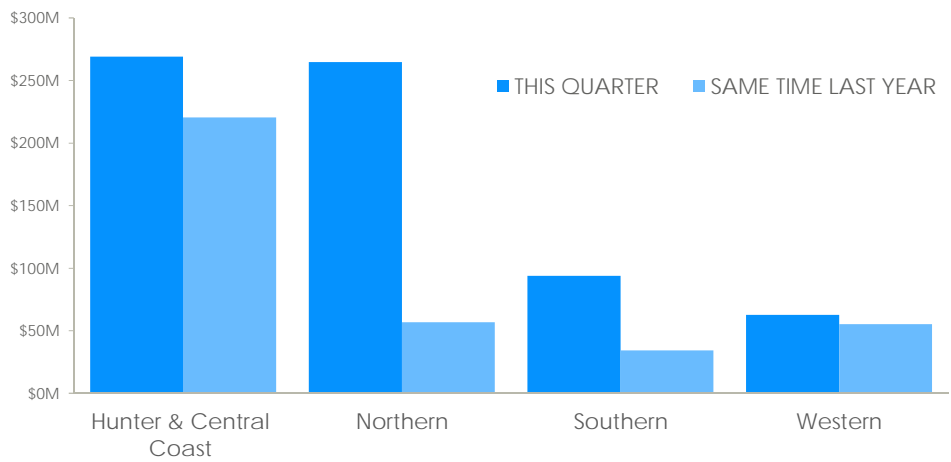
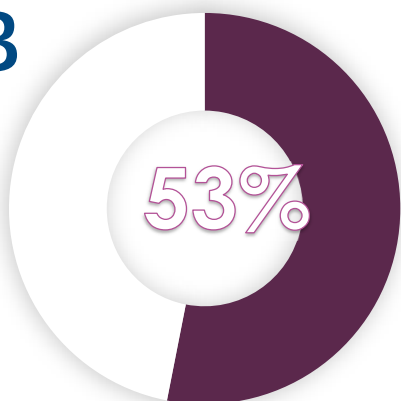
CIV of approvals this quarter: **\$690M**

SAME TIME LAST YEAR: \$366M



Forecast for 2017/18

\$1.3B



SUMMARY:

TOTAL YTD	\$690M
YTD MONTHLY AVERAGE	\$230M
FORECAST TO YEAR END	\$1,300M

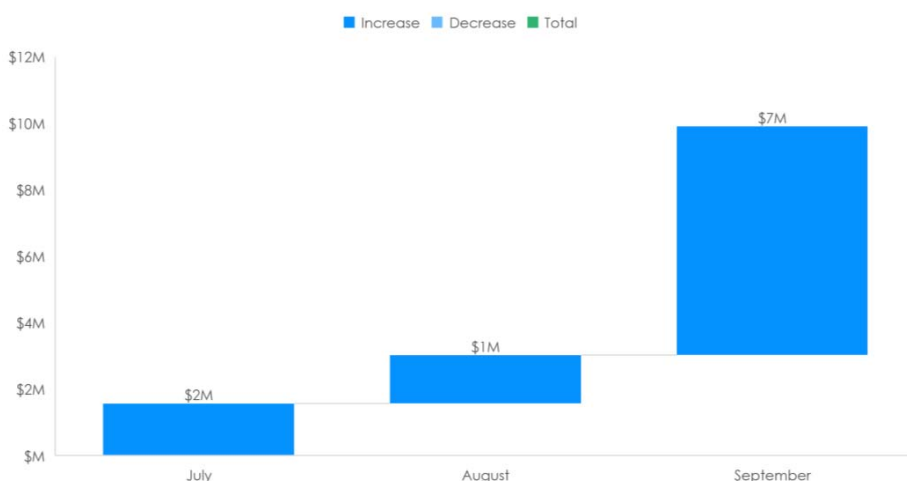
CIV of approvals this month vs this time last year

PANEL	THIS QUARTER	SAME TIME LAST YEAR
Hunter & Central Coast	\$269M	\$220M
Northern	\$265M	\$57M
Southern	\$94M	\$34M
Western	\$63M	\$55M

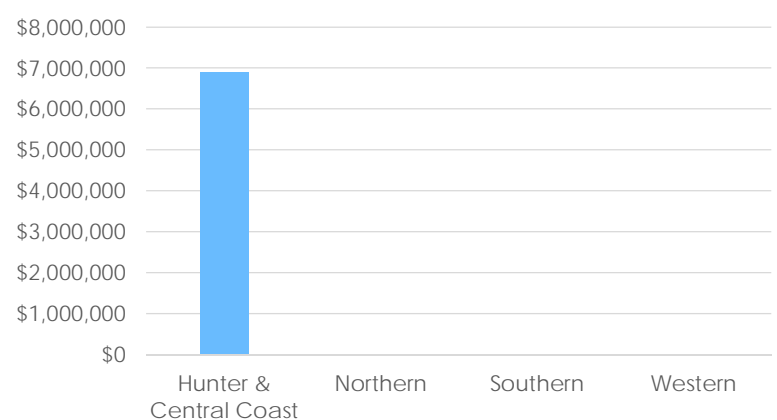
s94 Contributions



Cummulative Panel approved contributions for 2017/2018



Panel approved s94 contributions this quarter



Assessment time for DAs determined in the quarter

LGA	DA Number	Gross assessment time (days)
Albury City Council	10.2017.35189.1	152
Ballina Shire Council	DA 2017/149	98
Bayside Council	DA-13/135/06	114
Bayside Council	DA-16/18/03	117
Bayside Council	DA-16/150	263
Bayside Council	DA-2016/420	397
Blacktown City Council	JRPP-16-03344	290
Blacktown City Council	JRPP-16-03323	353
Blacktown City Council	JRPP-16-03328	354
Blacktown City Council	JRPP-16-03313	378
Blacktown City Council	JRPP-16-02969	522
Blacktown City Council	JRPP-15-1170	809
Broken Hill City Council	DA 121/2016	216
Burwood Council	74/2015	146
Burwood Council	54/2016	434
Cabonne Shire Council	2017/155	56
Campbelltown City Council	259/2017/DA-I	223
Campbelltown City Council	3746/2016/DA-C	226
Canterbury-Bankstown Council	DA-576/2015/3	171
Canterbury-Bankstown Council	DA 687 2015	779
Canterbury-Bankstown Council	DA-241/2016	524
Canterbury-Bankstown Council	DA-220/2015	835
Central Coast Council	DA/535/2017	124
Central Coast Council	42409/2012	317
Central Coast Council	DA 1275/2016	318
Central Coast Council	50925/2016	294
Central Coast Council	DA/433/2016	452
Central Coast Council	49556/2016	515
Central Coast Council	47044/2015	778
City of Canada Bay Council	DA20147/0061	192
City of Parramatta Council	DA/1069/2016	286
City of Parramatta Council	DA/351/2017	123
City of Parramatta Council	DA/67/2015/A	126
City of Parramatta Council	DA/76/2017	181
City of Parramatta Council	DA/89/2017	203
City of Parramatta Council	DA/80/2017	60
City of Parramatta Council	DA-1253-2016	248
City of Parramatta Council	DA/1056/2016	260
City of Parramatta Council	DA/1016/2016	240
City of Parramatta Council	DA/968/2016	283
City of Parramatta Council	DA/738/2016	350
City of Parramatta Council	DA/234/2016	506
Clarence Valley Council	DA2017/0177	131
Coffs Harbour City Council	0902/17	109
Coffs Harbour City Council	0751/16DA	458
Coffs Harbour City Council	0871/15DA	647
Cumberland Council	DA-216/2015	757
Cumberland Council	2016/501	301
Cumberland Council	2016/392	345
Cumberland Council	DA 2009/381/5	375
Dubbo Regional Council	D16-482	214
Fairfield City Council	DA 572.1/2016	351
Federation Council	2016/230	182
Forbes Shire Council	2017/039	149
Georges River Council	DA2017/0074	124
Georges River Council	DA2016/0322	252

Hornsby City Council	DA/129/2017	170
Hornsby City Council	DA/1194/2016	274
Hornsby City Council	DA/1114/2016	349
Hornsby City Council	DA/1072/2016	355
Hornsby City Council	DA/1380/2014	961
Inner West Council	DA201600585	246
Inner West Council	DA2016/00434	347
Lake Macquarie City Council	DA/1940/2013/A	265
Liverpool City Council	DA-594/2013/B	106
Liverpool City Council	DA-1109/2016	271
Liverpool City Council	DA-1053/2016	249
Liverpool City Council	DA-1008/2016	307
Liverpool City Council	DA-496/2016	418
Liverpool City Council	DA-1183/2016	265
Liverpool City Council	DA-631/2015	739
Liverpool City Council	DA-266/2015	829
Mid-Coast Council	521/2017	114
Newcastle City Council	DA2017/00295	179
Newcastle City Council	DA2017/00149	134
Newcastle City Council	2016/00528	485
North Sydney City Council	327/15/5	154
North Sydney City Council	19/17	137
North Sydney City Council	DA413/16	241
Northern Beaches Council	DA2017/0244	124
Northern Beaches Council	DA2017/0206	129
Northern Beaches Council	N0341/15/S96/1	126
Northern Beaches Council	DA2017/0085	161
Northern Beaches Council	N0611/16	190
Penrith City Council	DA17/0279	137
Penrith City Council	DA17/0125	167
Penrith City Council	DA16/0999	285
Penrith City Council	DA16/1006	293
Penrith City Council	DA16/0649	363
Queanbeyan-Palerang Regional Council	100-2012/B	184
Queanbeyan-Palerang Regional Council	298-2016	80
Randwick City Council	DA/82/2017	188
Randwick City Council	DA/664/2016	308
Randwick City Council	DA/289/2017	104
Randwick City Council	da/132/2017	180
Richmond Valley Council	DA2017/0054	313
Ryde City Council	LDA2017/0192	58
Ryde City Council	MOD2017/0080	86
Ryde City Council	MOD2017/0085	79
Ryde City Council	MOD2017/0078	93
Ryde City Council	LDA2016/0567	238
Ryde City Council	LDA2016/0602	213
Ryde City Council	LDA2016/495	287
Ryde City Council	LDA2016/58	518
Shellharbour City Council	DA 205/2014 (Part 5)	89
Shellharbour City Council	DA 97-2017	104
Shellharbour City Council	DA 12/2016	527
Sutherland Shire Council	MA17/0087	142
Sutherland Shire Council	DA16/1668	211
The Hills Shire Council	1410/2015/JP/A	69
The Hills Shire Council	DA 984/2017/JP	255
The Hills Shire Council	694/2017/JP	298
The Hills Shire Council	735/2017/JP	238
The Hills Shire Council	109/2017/JP	353
The Hills Shire Council	DA779/2017/JP	238
Tweed Shire Council	DA15/1026.01	100
Wagga Wagga	DA17/0244	75

Waverley Council	DA-569/2015/A	237
Waverley Council	DA-89/2016	513
Willoughby City Council	2016/263	355
Willoughby City Council	2016/526	209
Wingecarribee Shire Council	16/1198	265
Wingecarribee Shire Council	16/1079	291
Wollongong City Council	DA-2016/1355	265
Woollahra Municipal Council	DA528/2016/1	258